


# Rovatti Centrifugal pump cast iron DN100 x DN120 DIN flange green type T4-125 (7024362)



**rovatti pompe**

# TECHNICAL SPECIFICATIONS

|        |       |
|--------|-------|
| Colour | green |
|--------|-------|

|          |           |
|----------|-----------|
| Material | cast iron |
|----------|-----------|

|       |       |
|-------|-------|
| Shaft | steel |
|-------|-------|

|           |           |
|-----------|-----------|
| Pump body | cast iron |
|-----------|-----------|

|                     |           |
|---------------------|-----------|
| Material impeller 1 | cast iron |
|---------------------|-----------|

|            |            |
|------------|------------|
| Connection | DIN flange |
|------------|------------|

|                  |       |
|------------------|-------|
| Max. temperature | 60 °C |
|------------------|-------|

|           |   |
|-----------|---|
| Impellers | 1 |
|-----------|---|

|      |        |
|------|--------|
| Type | T4-125 |
|------|--------|

|              |       |
|--------------|-------|
| Output Power | 90 HP |
|--------------|-------|

|      |               |
|------|---------------|
| Size | DN100 x DN120 |
|------|---------------|

|     |    |
|-----|----|
| MWC | 88 |
|-----|----|

|               |                       |
|---------------|-----------------------|
| Max flow rate | 252 m <sup>3</sup> /h |
|---------------|-----------------------|

## DIMENSIONS

|   |        |
|---|--------|
| L | 567 mm |
|---|--------|

|     |        |
|-----|--------|
| H-1 | 550 mm |
|-----|--------|

W-1 300 mm

ØDi-1 125 mm

ØDi-2 100 mm

O 18 mm

Cb-1 277 mm

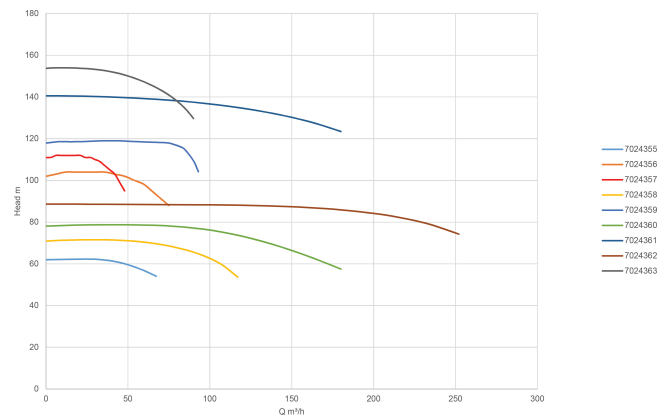
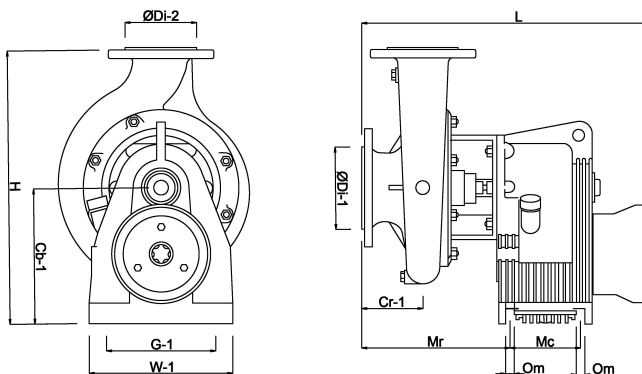
Cr-1 120 mm

G-1 270 mm

Mr 294 mm

Mc 150 mm

H 550 mm



## PRODUCT INFORMATION

The tractor driven pumps type T come installed with the "E" impeller which provides the highest pressure. For different impeller types please consult with us.

For the T types, the Standard Gear Ratio (PTO) has been selected. For other Gear Ratios please

consult with us. In order to choose the correct Gear Ratio with the highest efficiency we recommend to have the tractor and torque information upfront.

All the T pumps come with a lattyflon stuffing-box packing which is ideal for dirty water installation. The stuffing-box packing needs to be adjusted accordingly with the Twinner System (2 parts) so it is always leaking in order to keep it lubricated and cool.

No counter flanges are delivered with the T types, for the counter flange kits please consult with us.

The T pumps can also be delivered fully assembled: frame (available in 2 sizes), suction pipe, pressure pipe, manometer, steel valve and hand pump. Please consult with us for more information.

#### Applications

Medium Pressure Sprinkler Systems: types T1-65A and T2-80.

Medium Pressure Frost Protection: types T3-100A and T4-125 (max 6 and 8 ha. respectively).

High Pressure Hose Rail Machines: types T2-50, T265, T3-80A, T3K80/2 and T4-110.

**Last modified date: 07/11/2025**

Bosta UK Ltd.  
Reflection House  
Olding Road  
Bury St. Edmunds  
Suffolk  
IP33 3TA  
T +44 (0) 1284 716580  
E [enquiries@bosta.co.uk](mailto:enquiries@bosta.co.uk)  
<http://www.bosta.com>